

Intended Result	Your Report	Your Score
Specimen 4359 AAFB negative	Fluorescence: AAFB not seen, ZN: AAFB not seen	2
Specimen 4360 AAFB positive	Fluorescence: AAFB present, ZN: AAFB present	2
Specimen 4361 AAFB negative	Fluorescence: AAFB not seen, ZN: AAFB not seen	2
Specimen 4362 AAFB positive	Fluorescence: AAFB present, ZN: AAFB present	2

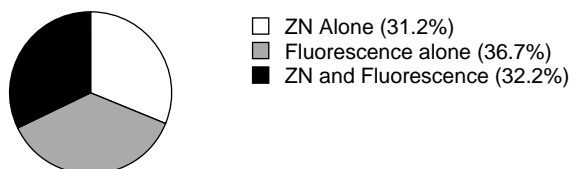
Criteria for allocation of scores for AAFB POSITIVE specimens		Criteria for allocation of scores for AAFB NEGATIVE specimens	
Score	Report	Score	Report
2	AAFB present by ZN alone, fluorescence alone or both	2	AAFB not seen
0	AAFB not seen	2	AAFB present by fluorescence but negative by ZN
		-1	AAFB present by ZN alone, fluorescence alone or both

Mean and range of stain counts per 10 fields found in UK NEQAS

Specimen	Fluorescent stain counts per 10 fields*		ZN stain count per 10 fields**	
	Range	Mean	Range	Mean
4359	0-0	0	0-0	0
4360	11-64	40	10-20	16
4361	0-0	0	0-0	0
4362	22-164	80	30-100	65

* x40 objective used for Fluorescence ** x100 objective used for ZN

Methods used by participants



Cumulative score information


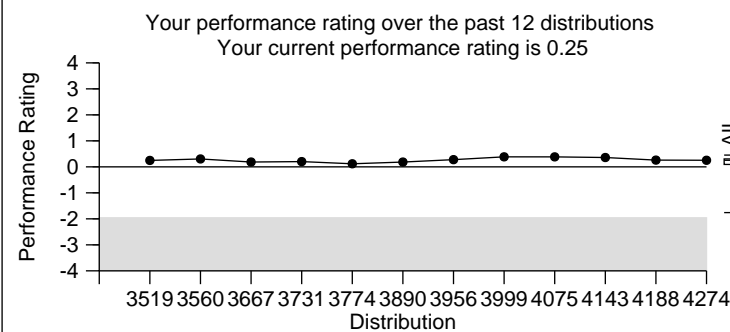
Total number of specimens sent to you for **UK NEQAS for AAFB microscopy** over the last 3 distributions is 12
For these distributions specimen numbers 3964 3965 3966 3967 4095 4096 4097 4098 4359 4360 4361 4362 have been analysed and scored.

Number of reports returned and scored 12
Number of specimens reported as not examined (not scored) 0
Number of specimens received too late for analysis (not scored) 0
Number of specimens for which no report was received (not scored) 0
Your cumulative score for these specimens was 24 out of a possible total of 24
The mean score calculated from the reports returned by **UK** laboratories was 23.62 with a standard error of 1.49

Performance rating

Your performance rating for **UK NEQAS for AAFB microscopy** (i.e. the number of standard errors by which your cumulative score lies above or below the mean for **UK** laboratories) is 0.25

A performance rating of more than 1.96 standard errors below the mean indicates possible poor performance.
Performance ratings may change if other participants' results are amended.
No score penalty is incurred for non return of reports. However non return of results may be used as a measure of poor performance.



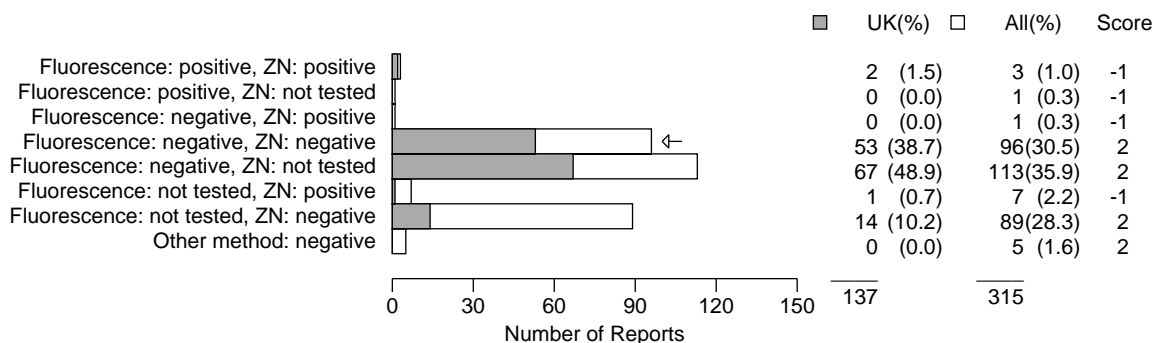
Turn around time: The time taken to report your results was 0 days. This information is provided for your own use and does not form part of your performance assessment.

Comment
Specimen no. / Percentage correct (%): specimens: 4359:96.2%, 4360:100%, 4361:97.8% and 4362:99.4%.

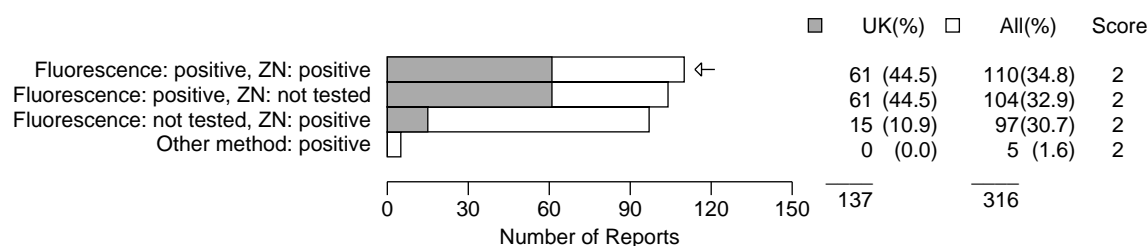
For repeat specimens please order using the web form or e-mail organiser@ukneqasmicro.org.uk
Please state your laboratory number, the distribution name, distribution number and specimen number/s.
Report authorised by: Paul Chadwick, Scheme Organiser.



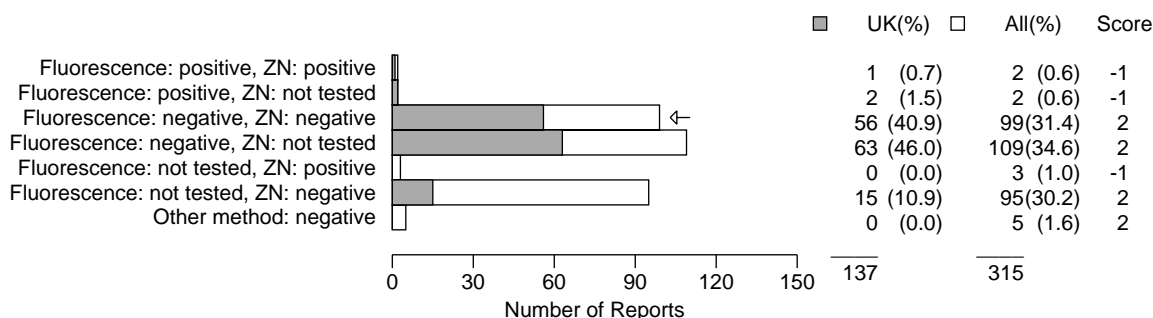
Specimen : 4359 AAFB negative



Specimen : 4360 AAFB positive



Specimen : 4361 AAFB negative



Specimen : 4362 AAFB positive

