

Intended Result	Your Report	Your Score
Specimen 4688 Schistosoma antibodies positive	Schistosoma antibodies positive	2
Specimen 4689 Amoeba antibodies negative	Amoeba antibodies negative	2
Specimen 4690 Hydatid antibodies negative	Hydatid antibodies negative	2
Specimen 4691 Toxocara antibodies positive	Toxocara antibodies positive	2
Specimen 4692 Strongyloides antibodies negative	Strongyloides antibodies negative	2
Specimen 4693 <i>Trypanosoma cruzi</i> antibodies negative	<i>Trypanosoma cruzi</i> antibodies negative	2

Cumulative score information

Total number of specimens sent to you for **UK NEQAS for Parasite serology** over the last 4 distributions is 24
For these distributions, specimen numbers 4166 4167 4168 4169 4170 4171 4381 4382 4383 4384 4385 4386 4513 4514 4515 4516 4517 4518 4688 4689 4690 4691 4692 4693 have been analysed and scored.


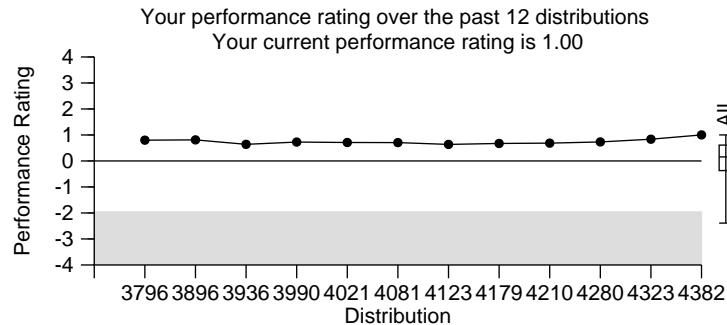
Number of reports analysed 24
Number of specimens reported as not examined (not scored) 0
Number of specimens received too late for analyses (not scored) 0
Number of specimens for which no report was received (score as 0) 0
Your cumulative score for these specimens was 48 out of a possible total of 48
The mean score calculated from the reports returned by **ALL** laboratories was 44.64 with a standard error of 3.35

Performance rating

Your performance rating for **UK NEQAS for Parasite serology** (i.e. the number of standard errors by which your cumulative score lies above or below the mean for **ALL** laboratories) is 1.00.

A performance rating of more than 1.96 standard errors below the mean indicates possible poor performance.
Your performance rating may change if other participants' results are amended.

No score penalty is incurred for non return of reports. However non return of results may be used as a measure of poor performance.



Turn around time: The time taken to report your results was 0 day(s). This information is provided for your own use and does not form part of your performance assessment.

Comments

The results obtained by participants for four the specimens were in excellent agreement with the pre- and post distribution results collated by the UK NEQAS Parasitology team. However, for specimens 4692 and 4693, the results were less good where agreements were close to 75% in each case. This level of agreement was still sufficiently high, so it was reasonable to score the specimen especially since the pre- and post- distribution quality checks did not pick any discrepancies.

Not every participant examined all 6 sera. Those participants who do not routinely examine for certain parasites are recorded as Not Examined and are therefore not scored, thus their performance rates remain unaffected.

The figures in the histograms and those in the overall results tables may differ (1) due to exclusion of kits displayed in the histograms resulting in apparently lower numbers of data sets in the histograms or (2) due to participants using more than one kit resulting in higher numbers of data sets in the histograms.

It was noted that many participants did not specify their kit details. Participants are advised to indicate which kit they use so that reports display accurate information. If the kit you use is not specified in the kit list displayed on the web reply form, please email organiser@ukneqasmicro.org.uk and your kit details will be included.

Pre-distribution test results are available should you experience a technical failure and wish to discuss the results.

Repeat specimens

For repeat specimens please order using the web form or e-mail organiser@ukneqasmicro.org.uk stating your laboratory identification number, the distribution name and number, and specimen numbers. Participants are asked to request these as soon as the intended results are displayed on the web or on receipt of their report.

Enquiries

Telephone and written enquiries can be made to Dr. Jaya Shrivastava : +44(0)20 39081371

E-mail address: organiser@ukneqasmicro.org.uk

This report was authorised by Professor P L Chiodini, Parasitology Scheme Organiser and Dr Jaya Shrivastava, Parasitology Scheme Manager.

Participants are reminded to quote their Laboratory ID number in all correspondences.

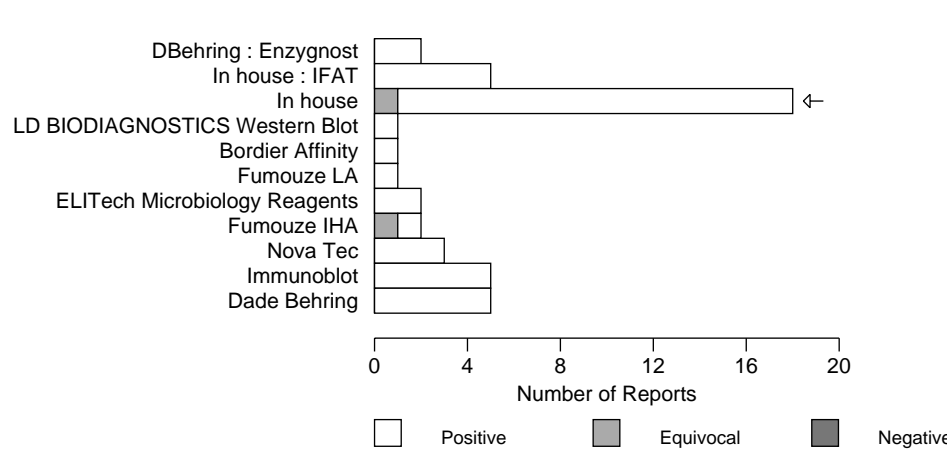
Acknowledgement We thank colleagues in the Serology Department of PHE National Parasitology Reference Laboratory for performing the pre- and post-distribution tests on these specimens.



All the specimens in this distribution were pooled from patients' samples.

5 specimens returned to the UK NEQAS Parasitology lab at The Halo Building gave the intended results.

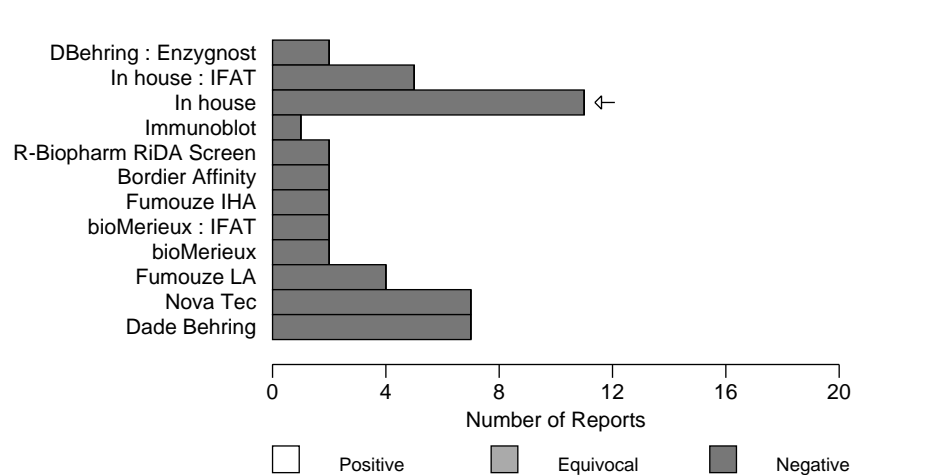
Specimen : 4688 Schistosoma antibodies positive



All	(%)	Your Report : Schistosoma antibodies positive	Your Score : 2
2	(4.4)		
5	(11.1)		
18	(40.0)		
1	(2.2)		
1	(2.2)		
1	(2.2)		
2	(4.4)		
2	(4.4)		
3	(6.7)		
5	(11.1)		
5	(11.1)		

Overall Results	All	Score
Positive	48	2
Equivocal	0	1
Negative	0	-1
Total	48	
% Correct	100	

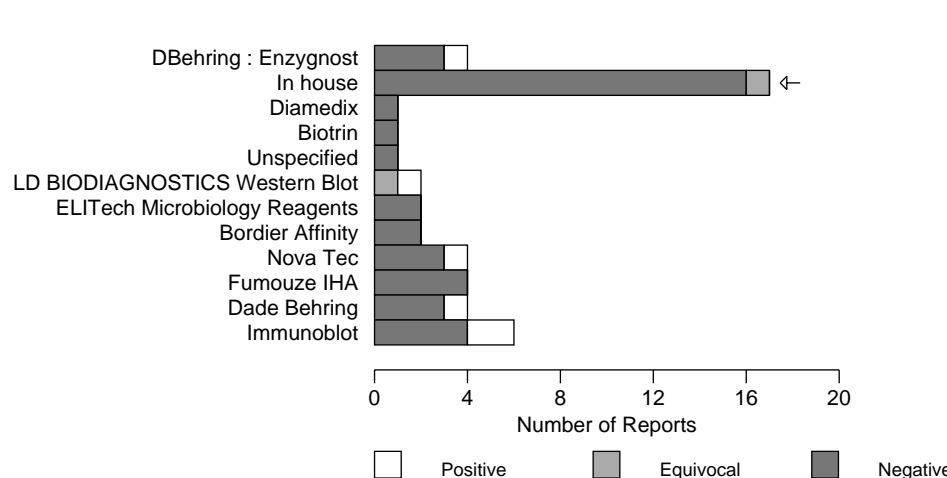
Specimen : 4689 Amoeba antibodies negative



All	(%)	Your Report : Amoeba antibodies negative	Your Score : 2
2	(4.2)		
5	(10.4)		
11	(22.9)		
1	(2.1)		
2	(4.2)		
2	(4.2)		
2	(4.2)		
2	(4.2)		
2	(4.2)		
4	(8.3)		
7	(14.6)		
7	(14.6)		

Overall Results	All	Score
Positive	1	-1
Equivocal	2	1
Negative	47	2
Total	50	
% Correct	94.0	

Specimen : 4690 Hydatid antibodies negative



All	(%)	Your Report : Hydatid antibodies negative	Your Score : 2
4	(7.5)		
17	(32.1)		
1	(1.9)		
1	(1.9)		
1	(1.9)		
2	(3.8)		
2	(3.8)		
2	(3.8)		
4	(7.5)		
4	(7.5)		
4	(7.5)		
6	(11.3)		

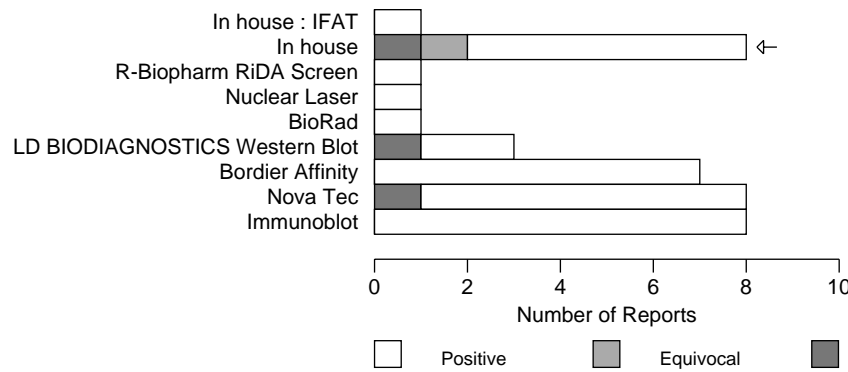
Overall Results	All	Score
Positive	3	-1
Equivocal	1	1
Negative	49	2
Total	53	
% Correct	92.5	



All the specimens in this distribution were pooled from patients' samples.

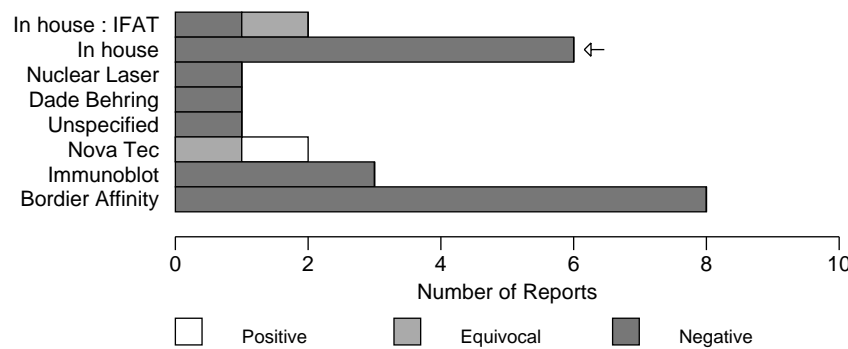
5 specimens returned to the UK NEQAS Parasitology lab at The Halo Building gave the intended results.

Specimen : 4691 Toxocara antibodies positive



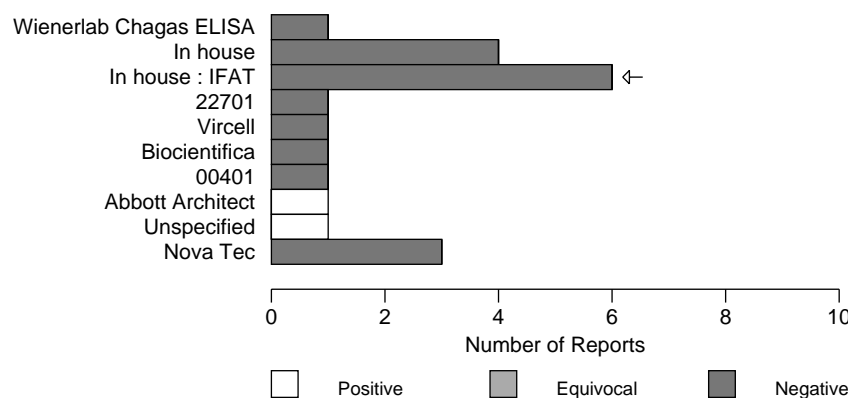
All	(%)	Your Report : Toxocara antibodies positive	
1	(2.6)	Your Score : 2	
8	(21.1)	Overall Results	
1	(2.6)	Positive	45 2
1	(2.6)	Equivocal	1 1
1	(2.6)	Negative	3 -1
3	(7.9)	-----	
7	(18.4)	Total	49
8	(21.1)	% Correct	91.8
8	(21.1)	-----	

Specimen : 4692 Strongyloides antibodies negative



All	(%)	Your Report : Strongyloides antibodies negative	
2	(8.3)	Your Score : 2	
6	(25.0)	Overall Results	
1	(4.2)	Positive	5 -1
1	(4.2)	Equivocal	5 1
1	(4.2)	Negative	29 2
2	(8.3)	-----	
3	(12.5)	Total	39
8	(33.3)	% Correct	74.4
8	(33.3)	-----	

Specimen : 4693 Trypanosoma cruzi antibodies negative



All	(%)	Your Report : Trypanosoma cruzi antibodies negative	
1	(5.0)	Your Score : 2	
4	(20.0)	Overall Results	
6	(30.0)	Positive	5 -1
1	(5.0)	Equivocal	1 1
1	(5.0)	Negative	22 2
1	(5.0)	-----	
1	(5.0)	Total	28
3	(15.0)	% Correct	78.6
3	(15.0)	-----	

